

Scaled data based on original data using
LM-79-08 Approved Method: Electrical and Photometric Measurements of Solid-
State Lighting Products

Test Report Prepared for
Cooper Lighting Solutions
(formerly Eaton)

Brand: McGRAW-EDISON

Report Number: P228101

Luminaire Tested: **ISS-AF-350-LED-E1-SL2-8030**

Issue Date: 3/3/2020

Test Information

Test Method: LM-79-08
Report Number: P228101
TEST IS SCALED FROM IESNA LM-79-08 TEST DATA (P29761)
Test Lab: INNOVATION CENTER-P2
Issue Date: 3/3/2020
Manufacturer: COOPER LIGHTING SOLUTIONS (FORMERLY EATON)
Product Line: MCGRAW-EDISON
Catalog Number: ISS-AF-350-LED-E1-SL2-8030
Description: IMPACT ELITE LED QUATER SPHERE LUMINAIRE
LIGHT SQUARE WITH ACCULED OPTICS-TYPE II W/SPILL CONTROL
Light Source: (16) 3000K CCT, 80 CRI LEDs
Ballast/Driver: ELECTRONIC DRIVER

Summary

Lumens per Lamp: N/A
Luminaire Lumens: 1842 lumens
Efficiency: N/A
Efficacy: 91.7 lumens/watt
Luminous Opening: Rectangular (W 0.5' x L: 0.5' x H: 0')
IES Classification: Type III - Medium - Non-Cutoff
BUG Rating: B1 - U0 - G1

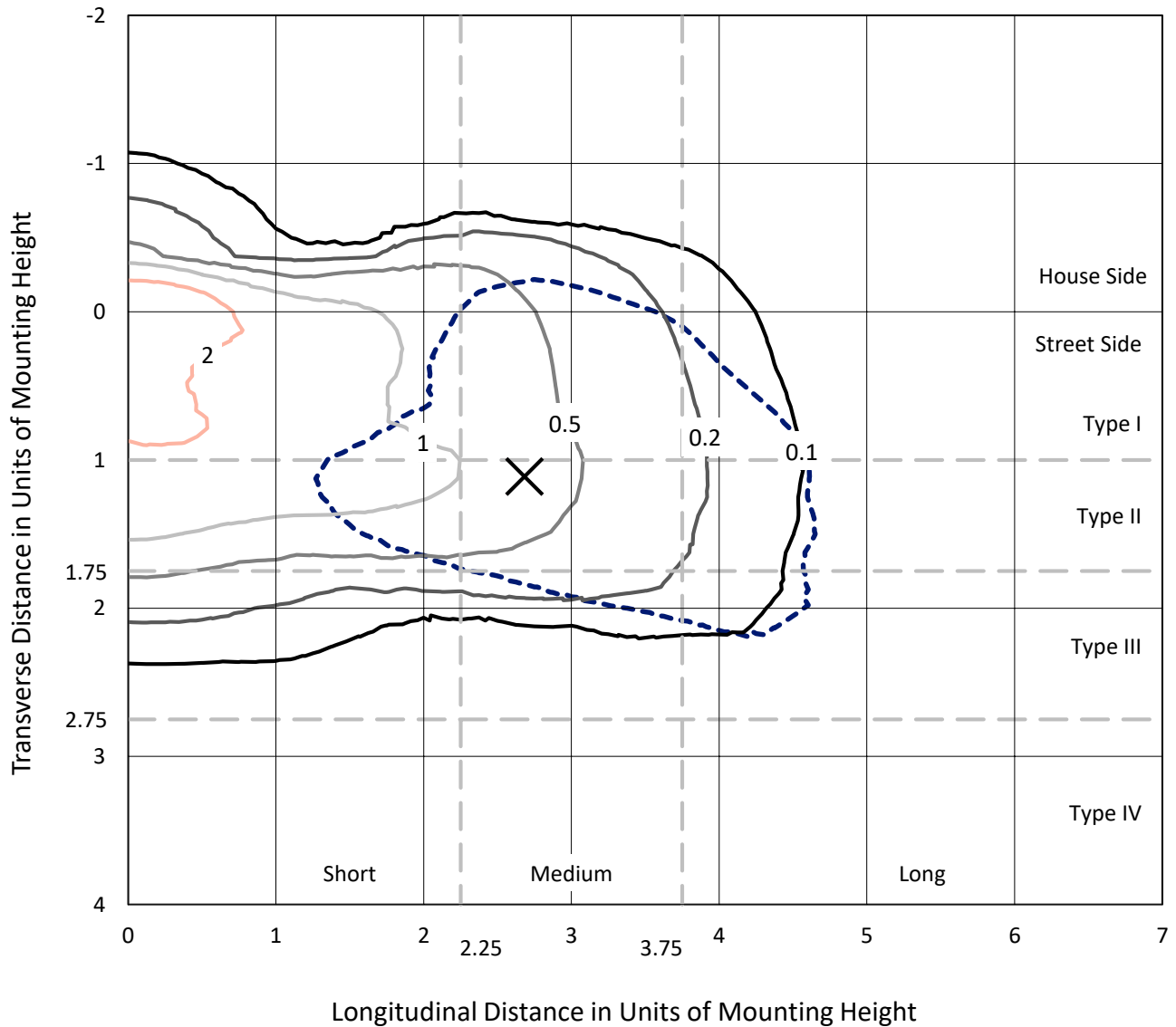
Input Watts (W): 20.09
Input Voltage (V): 120
Input Current (Ain): NR
Voltage Rise (V): NR
Power Factor: NR
Total Harmonic Distortion (THDi): NR
Frequency (hertz): 60
Stabilization Time: NR
Operation Time: NR
Ambient Temperature (°C): NR
Test Distance: 25 FT



REPORT NUMBER: P228101
 CATALOG NUMBER: ISS-AF-350-LED-E1-SL2-8030

Iso-Footcandle Lines of Horizontal Illumination

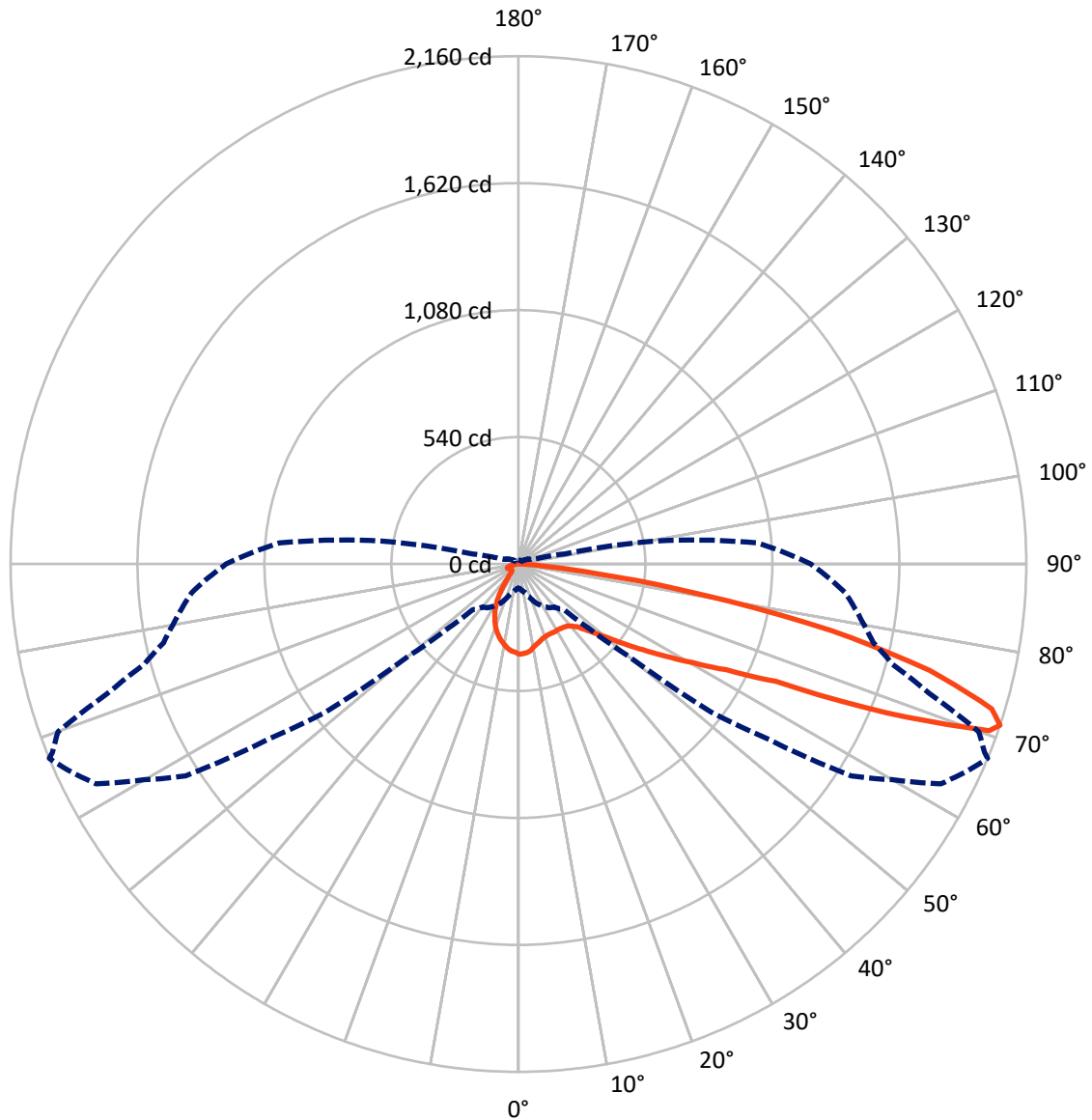
× Max cd
 - - - 1/2 Max cd



Based on 10 foot mounting height. Maximum calculated value = 3.8 fc
 Type III - Medium - Non-Cutoff

REPORT NUMBER: P228101
CATALOG NUMBER: ISS-AF-350-LED-E1-SL2-8030

Luminous Intensity Polar Plot



— Vertical Plane Through 67.5-Deg Lateral - - - Horizontal Cone Through 71-Deg Vertical

REPORT NUMBER: P228101

CATALOG NUMBER: ISS-AF-350-LED-E1-SL2-8030

FLUX DISTRIBUTION:

		Downward	Upward	Total
House Side	Lumens	310.4	0.0	310.4
	% Fixture	16.9	0.0	16.9
Street Side	Lumens	1531.6	0.0	1531.6
	% Fixture	83.1	0.0	83.1
Total	Lumens	1842.0	0.0	1842.0
	% Fixture	100.0	0.0	100.0

Coefficient of Utilization

ZONAL LUMENS:

Zone	Lumens	% Fixture
0°-10°	33.5	1.8
10°-20°	80.1	4.4
20°-30°	109.0	5.9
30°-40°	148.9	8.1
40°-50°	224.4	12.2
50°-60°	355.7	19.3
60°-70°	470.8	25.6
70°-80°	375.1	20.4
80°-90°	44.5	2.4
90°-100°	0.0	0.0
100°-110°	0.0	0.0
110°-120°	0.0	0.0
120°-130°	0.0	0.0
130°-140°	0.0	0.0
140°-150°	0.0	0.0
150°-160°	0.0	0.0
160°-170°	0.0	0.0
170°-180°	0.0	0.0
0°-90°	1842.0	100.0
0°-180°	1842.0	100.0



REPORT NUMBER: P228101

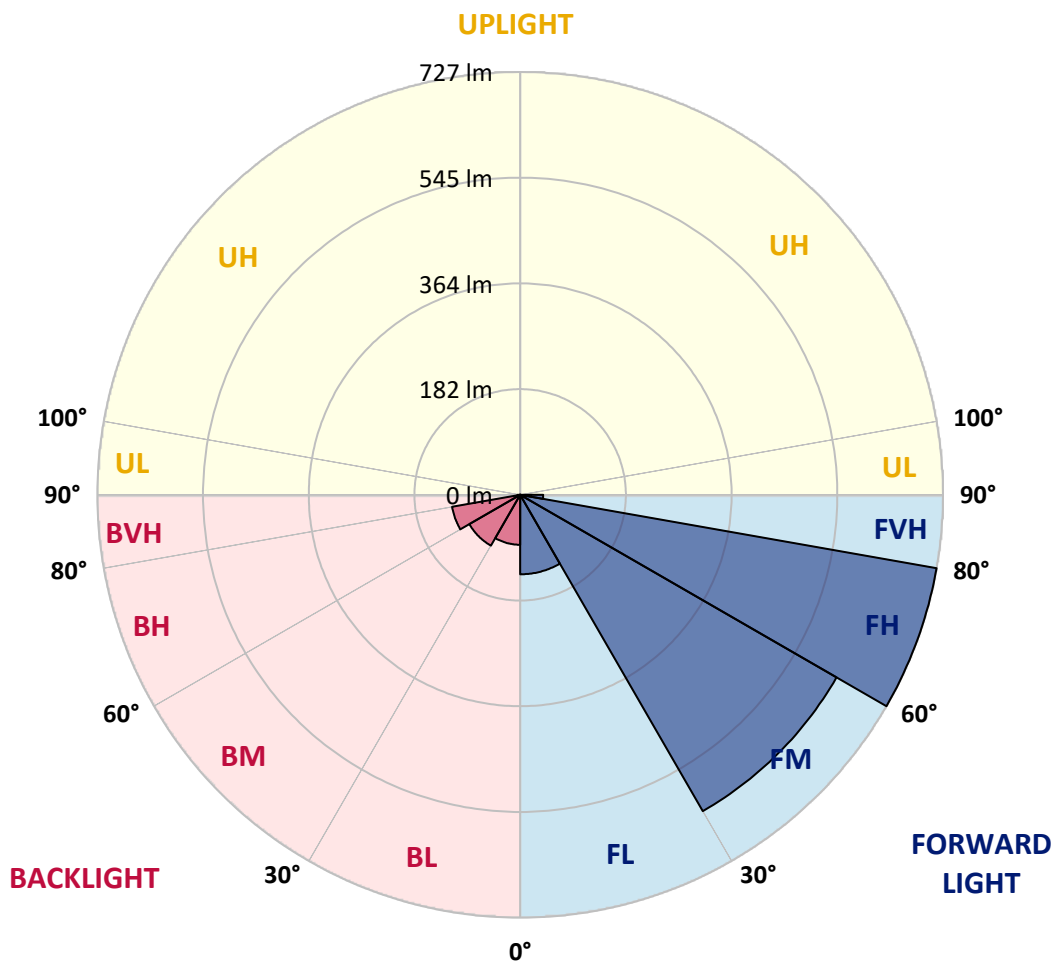
CATALOG NUMBER: ISS-AF-350-LED-E1-SL2-8030

LUMINAIRE CLASSIFICATION SYSTEM LUMEN TABLE AND BUG RATING:

Zone	Lumens	% Fixture	Zone Rating/Lumen Limit		
			B	U	G
FL (0°-30°)	136.7	7.4			
FM (30°-60°)	628.2	34.1			
FH (60°-80°)	727.1	39.5			G1/1800
FVH (80°-90°)	39.7	2.2			G1/100
BL (0°-30°)	85.9	4.7	B0/110		
BM (30°-60°)	100.9	5.5	B0/220		
BH (60°-80°)	118.8	6.4	B1/500		G1/500
BVH (80°-90°)	4.8	0.3			G0/10
UL (90°-100°)	0.0	0.0		U0/0	
UH (100°-180°)	0.0	0.0		U0/0	

BUG Rating: B1-U0-G1

Type III Medium





REPORT NUMBER: P228101

CATALOG NUMBER: ISS-AF-350-LED-E1-SL2-8030

CANDELA DISTRIBUTION (FULL):

	0°	5°	15°	25°	35°	37.5°	40°	42.5°	45°	47.5°	50°
0°	383.9	383.9	383.9	383.9	383.9	383.9	383.9	383.9	383.9	383.9	383.9
2.5°	376.8	375.5	375.5	377.4	380.6	378.1	380.0	380.0	380.6	382.6	383.2
5°	349.1	346.6	349.1	351.7	358.8	357.5	359.4	361.3	365.2	365.8	371.0
7.5°	324.1	322.8	324.7	329.8	338.8	336.3	338.8	341.4	345.9	347.8	353.0
10°	304.8	302.8	305.4	309.3	318.3	317.6	318.9	322.1	327.3	328.6	335.0
12.5°	290.6	290.6	291.9	297.1	304.8	304.1	308.0	309.9	314.4	315.7	322.8
15°	283.5	281.6	284.2	288.7	296.4	296.4	299.0	300.9	307.3	308.0	314.4
17.5°	277.1	277.8	278.4	283.5	290.6	289.3	292.6	293.8	300.9	299.6	307.3
20°	277.1	278.4	277.8	281.0	286.1	283.5	287.4	288.0	295.8	293.8	302.2
22.5°	284.8	286.1	284.2	283.5	285.5	283.5	285.5	286.8	292.6	291.3	299.0
25°	298.3	300.9	298.3	293.8	291.9	286.8	288.0	290.0	294.5	291.3	298.3
27.5°	319.6	321.5	317.0	312.5	303.5	297.7	295.8	295.1	300.3	295.1	300.9
30°	344.0	346.6	342.7	334.3	321.5	311.8	308.0	306.1	309.3	301.6	307.3
32.5°	370.3	372.9	370.3	363.9	346.6	332.4	327.3	322.8	325.3	315.1	317.6
35°	397.4	399.9	402.5	398.6	376.1	360.1	351.7	347.8	347.2	334.3	335.0
37.5°	421.1	423.7	432.1	435.9	415.4	393.5	385.8	377.4	378.1	360.1	360.1
40°	450.1	453.3	464.2	473.2	459.7	433.4	424.4	415.4	415.4	391.6	392.2
42.5°	489.3	493.2	500.2	512.4	507.9	480.9	471.3	459.1	460.4	432.1	431.4
45°	544.6	547.2	547.2	554.9	555.5	529.8	523.4	511.2	513.7	477.7	479.7
47.5°	616.6	613.4	600.5	605.0	610.2	583.2	577.4	569.7	572.9	534.3	538.2
50°	683.5	680.9	654.5	655.8	674.5	646.8	644.9	635.3	639.8	601.2	607.0
52.5°	708.5	704.0	677.7	691.8	743.9	728.5	731.7	727.2	729.8	688.6	687.3
55°	680.3	680.3	664.2	689.9	796.0	804.4	830.7	841.0	851.9	810.8	801.8
57.5°	601.8	607.0	609.5	655.2	787.6	823.6	873.8	917.5	973.5	970.9	984.4
60°	471.9	480.9	495.7	570.3	751.6	810.8	875.7	941.3	1018.5	1068.0	1141.3
62.5°	331.1	338.8	351.1	402.5	646.8	748.4	842.3	943.2	1041.6	1119.4	1215.9
65°	225.0	232.8	258.5	286.8	390.3	538.2	681.5	848.7	998.5	1143.2	1273.1
67.5°	162.0	166.5	186.5	234.0	259.8	286.8	340.1	536.9	721.4	1012.7	1202.3
70°	121.5	126.0	144.0	196.7	228.3	235.3	248.2	282.9	329.8	569.0	817.9
71°	101.6	108.0	129.9	185.2	227.0	232.8	238.5	259.1	274.5	402.5	607.0
72.5°	71.4	75.9	96.4	171.0	218.0	231.5	245.0	244.3	243.0	274.5	367.1
75°	45.7	45.7	45.7	96.4	232.8	224.4	229.5	257.2	243.0	230.8	241.8
77.5°	36.0	35.4	33.4	48.2	182.0	227.6	241.1	248.2	261.7	241.1	230.2
80°	27.0	26.4	26.4	30.2	84.2	147.2	203.8	226.3	236.0	256.5	234.0
82.5°	14.1	14.1	15.4	18.0	31.5	51.4	105.4	173.6	194.2	195.5	197.4
85°	4.5	3.9	5.1	8.4	13.5	16.7	29.6	70.1	104.2	126.0	133.1
87.5°	0.0	0.0	0.0	0.0	0.0	0.0	0.0	1.9	2.6	4.5	5.8
90°	0.0	0.0	0.0	0.0	0.0	0.0	0.0	0.0	0.0	0.0	0.0



REPORT NUMBER: P228101
 CATALOG NUMBER: ISS-AF-350-LED-E1-SL2-8030

CANDELA DISTRIBUTION (continued):

	52.5°	55°	57.5°	60°	62.5°	65°	67.5°	68°	70°	72.5°	75°
0°	383.9	383.9	383.9	383.9	383.9	383.9	383.9	383.9	383.9	383.9	383.9
2.5°	381.3	383.9	381.9	384.5	381.3	385.1	381.9	383.9	384.5	381.9	385.1
5°	367.8	375.5	372.9	378.7	376.1	381.3	378.7	383.9	383.9	381.9	386.4
7.5°	351.1	358.8	359.4	365.2	365.2	371.6	371.6	376.8	379.4	379.4	385.8
10°	334.3	341.4	342.7	349.1	350.4	358.1	358.1	365.2	370.3	372.3	380.0
12.5°	321.5	330.5	330.5	337.6	336.3	347.8	349.1	355.6	360.7	365.2	375.5
15°	313.8	322.1	322.1	329.2	327.9	339.5	341.4	347.8	355.6	358.1	372.3
17.5°	306.1	314.4	312.5	322.1	321.5	334.3	333.1	342.7	349.1	353.0	369.1
20°	299.6	309.3	308.0	317.6	315.1	329.2	329.2	338.8	345.3	348.5	367.1
22.5°	296.4	306.7	304.1	313.8	311.8	326.0	326.0	335.6	342.7	347.8	366.5
25°	296.4	305.4	302.8	313.8	310.6	326.0	325.3	335.0	342.1	346.6	367.1
27.5°	297.7	306.7	304.8	315.1	312.5	326.0	327.3	335.6	342.7	347.8	368.4
30°	302.2	310.6	306.1	315.7	313.8	326.6	326.0	335.0	342.1	348.5	368.4
32.5°	311.8	316.3	310.6	318.9	315.1	327.9	327.9	334.3	342.7	350.4	368.4
35°	325.3	328.6	319.6	325.3	318.3	331.1	330.5	337.6	344.0	350.4	369.7
37.5°	344.6	348.5	334.3	339.5	327.9	338.2	335.6	344.0	350.4	354.3	376.1
40°	373.6	374.8	356.2	360.1	344.0	353.0	346.6	358.1	361.3	363.9	385.8
42.5°	408.9	410.2	386.4	389.0	368.4	376.1	365.2	377.4	381.9	381.3	405.1
45°	452.6	453.3	426.3	428.2	404.4	410.9	397.4	407.6	410.9	408.9	433.4
47.5°	500.2	505.4	475.2	477.7	452.6	455.9	439.1	450.7	450.7	448.8	473.9
50°	563.2	571.0	535.6	539.4	510.5	513.1	493.8	506.0	504.7	499.6	527.9
52.5°	641.7	648.8	611.5	616.6	585.7	587.0	563.2	577.4	573.5	565.2	598.0
55°	737.5	738.1	703.4	707.9	677.0	675.1	645.5	662.9	657.1	645.5	675.8
57.5°	891.2	872.5	815.3	814.0	780.6	778.0	740.1	761.3	751.6	727.2	767.1
60°	1138.7	1144.5	998.5	976.0	913.7	902.1	851.9	876.4	864.8	824.9	864.1
62.5°	1278.2	1370.2	1361.2	1280.1	1119.4	1075.7	990.8	1019.7	989.5	931.0	967.7
65°	1381.7	1506.5	1578.5	1656.3	1584.3	1405.5	1204.9	1245.4	1171.5	1060.3	1095.6
67.5°	1420.3	1570.8	1722.5	1833.1	1908.3	1921.8	1689.7	1700.6	1518.7	1296.2	1300.7
70°	1218.4	1440.2	1737.3	1877.5	2026.6	2099.9	2124.4	2112.8	1995.1	1680.1	1559.8
71°	1032.6	1301.4	1678.1	1834.4	2025.3	2096.1	2160.4	2138.5	2083.9	1832.5	1647.9
72.5°	699.5	1037.1	1505.2	1703.2	1957.8	2009.3	2105.7	2067.1	2055.6	1946.3	1730.2
75°	329.2	516.9	979.2	1278.9	1656.9	1706.4	1807.4	1759.8	1729.6	1766.9	1646.0
77.5°	242.4	282.3	537.5	794.7	1204.9	1275.0	1361.8	1303.3	1264.7	1302.0	1217.8
80°	220.5	221.8	278.4	419.2	718.8	760.6	793.4	745.8	687.3	684.8	607.0
82.5°	203.2	192.2	180.7	221.8	368.4	350.4	324.1	300.3	233.4	187.1	135.0
85°	129.2	141.5	128.6	121.5	146.6	120.9	95.8	91.9	64.9	43.7	40.5
87.5°	9.0	10.3	12.2	14.1	17.4	14.1	9.0	10.9	6.4	0.0	3.2
90°	0.0	0.0	0.0	0.0	0.0	0.0	0.0	0.0	0.0	0.0	0.0



REPORT NUMBER: P228101

CATALOG NUMBER: ISS-AF-350-LED-E1-SL2-8030

CANDELA DISTRIBUTION (continued):

	77.5°	80°	85°	90°	95°	100°	102.5°	105°	107.5°	110°	112.5°
0°	383.9	383.9	383.9	383.9	383.9	383.9	383.9	383.9	383.9	383.9	383.9
2.5°	380.6	383.9	385.1	384.5	383.2	381.9	377.4	380.6	376.1	379.4	375.5
5°	382.6	387.1	387.7	386.4	385.1	382.6	374.8	379.4	374.2	376.8	371.0
7.5°	381.9	389.0	389.6	388.4	385.8	381.3	373.6	376.8	368.4	370.3	362.6
10°	378.7	389.0	389.6	386.4	382.6	375.5	366.5	367.8	359.4	359.4	349.1
12.5°	375.5	387.7	390.9	386.4	380.0	370.3	360.1	358.8	349.1	348.5	336.9
15°	375.5	389.0	393.5	387.7	378.1	364.6	352.3	349.8	338.8	335.6	322.8
17.5°	374.8	389.0	395.4	387.7	376.1	358.8	343.3	340.8	326.6	321.5	306.7
20°	374.2	390.3	396.7	386.4	370.3	351.7	334.3	329.2	313.8	305.4	288.0
22.5°	373.6	392.9	398.0	385.1	366.5	342.7	324.7	315.7	297.7	286.8	266.2
25°	376.8	396.1	398.6	383.9	360.7	333.1	313.8	301.6	281.6	267.5	243.0
27.5°	378.1	399.3	399.9	381.3	353.6	322.8	302.2	285.5	263.0	245.6	218.0
30°	381.9	399.9	398.0	376.1	345.3	309.9	288.7	268.1	243.0	220.5	187.7
32.5°	383.2	401.9	396.7	370.3	336.9	297.1	273.3	249.5	219.3	192.9	153.0
35°	385.8	403.1	395.4	367.1	327.9	283.5	257.2	230.2	195.5	162.0	116.4
37.5°	389.6	408.9	398.6	365.8	323.4	272.0	239.2	210.3	167.2	128.0	77.2
40°	399.3	420.5	404.4	367.8	320.2	262.3	221.8	189.7	135.0	94.5	53.4
42.5°	418.6	440.4	419.2	377.4	322.1	254.0	203.8	167.8	102.2	67.5	44.4
45°	447.5	466.2	443.6	393.5	329.8	249.5	187.1	145.3	73.3	54.0	40.5
47.5°	489.9	507.9	479.7	419.2	343.3	247.5	169.7	121.5	56.6	48.9	39.2
50°	545.9	567.1	531.7	459.7	368.4	249.5	151.1	99.0	49.5	47.6	38.6
52.5°	614.7	635.3	599.9	519.5	409.6	260.4	131.2	86.2	46.9	46.9	37.9
55°	692.5	721.4	686.7	602.5	473.2	284.2	118.9	81.7	46.9	47.6	37.3
57.5°	784.4	808.9	778.0	682.2	549.7	323.4	120.2	86.2	46.9	47.6	36.6
60°	874.4	904.7	869.3	783.8	637.2	382.6	146.6	109.3	48.9	49.5	36.6
62.5°	968.3	991.5	962.5	872.5	736.2	455.9	199.3	158.2	56.6	58.5	39.2
65°	1071.2	1109.1	1078.9	1005.0	876.4	572.9	299.6	237.3	83.6	68.2	43.1
67.5°	1249.3	1264.7	1249.9	1182.4	1040.3	669.3	356.8	241.1	83.6	66.2	48.2
70°	1490.4	1455.7	1389.5	1263.4	1057.7	600.5	255.9	147.2	71.4	63.0	50.8
71°	1546.3	1493.0	1395.2	1243.5	1021.7	542.0	198.7	116.4	66.9	61.7	50.8
72.5°	1580.4	1500.7	1352.8	1185.0	950.9	426.9	131.2	91.3	61.1	58.5	48.9
75°	1536.0	1388.8	1194.6	1025.5	778.6	221.8	82.3	69.4	52.1	50.8	42.4
77.5°	1219.7	1090.5	881.5	745.2	500.9	98.4	59.2	52.7	41.1	39.9	32.8
80°	569.0	456.5	267.5	229.5	157.5	57.9	40.5	36.0	29.6	28.3	23.1
82.5°	103.5	77.8	60.4	58.5	52.7	34.1	23.8	21.9	18.6	18.0	14.8
85°	35.4	34.1	25.7	25.7	26.4	18.0	13.5	12.9	9.6	9.6	6.4
87.5°	0.6	3.2	3.2	4.5	3.9	3.2	1.3	1.9	0.6	1.9	0.0
90°	0.0	0.0	0.0	0.0	0.0	0.0	0.0	0.0	0.0	0.0	0.0



REPORT NUMBER: P228101

CATALOG NUMBER: ISS-AF-350-LED-E1-SL2-8030

CANDELA DISTRIBUTION (continued):

	115°	117.5°	120°	122.5°	125°	127.5°	130°	135°	145°	155°	165°
0°	383.9	383.9	383.9	383.9	383.9	383.9	383.9	383.9	383.9	383.9	383.9
2.5°	378.7	373.6	378.1	373.6	376.1	371.0	374.2	372.3	372.3	370.3	369.1
5°	372.9	366.5	369.7	364.6	367.1	359.4	361.3	358.1	351.7	347.8	342.7
7.5°	364.6	354.9	357.5	349.8	351.7	341.4	343.3	337.6	325.3	317.6	309.9
10°	349.8	340.8	341.4	331.8	331.1	320.8	318.9	311.2	293.2	280.3	270.0
12.5°	335.0	324.7	323.4	311.8	309.9	297.7	295.1	282.9	256.5	231.5	215.4
15°	319.6	306.7	302.8	290.6	283.5	273.3	266.2	248.2	210.3	177.5	156.2
17.5°	302.2	285.5	279.7	265.5	255.3	239.8	229.5	205.1	156.2	120.9	106.1
20°	279.7	261.7	251.4	233.4	219.9	201.2	188.4	156.9	104.2	86.2	84.2
22.5°	254.6	233.4	220.5	198.0	181.3	161.4	140.8	106.1	73.9	70.1	72.7
25°	228.3	201.9	185.2	157.5	135.0	111.9	92.6	70.7	60.4	59.8	63.7
27.5°	196.7	166.5	142.7	109.9	89.4	71.4	63.0	55.9	51.4	52.1	55.9
30°	162.0	122.8	97.7	68.8	59.8	52.1	50.8	48.2	46.3	47.6	50.2
32.5°	120.9	78.4	63.0	49.5	48.9	44.4	45.7	44.4	43.7	44.4	46.3
35°	81.7	52.1	49.5	42.4	43.7	40.5	42.4	41.8	41.1	41.1	42.4
37.5°	56.6	43.1	44.4	39.2	41.1	38.6	40.5	39.9	39.2	38.6	39.2
40°	46.9	39.2	41.1	37.3	39.2	36.6	38.6	37.9	37.3	36.0	36.0
42.5°	43.1	37.3	39.2	35.4	37.9	34.7	37.3	36.0	34.7	33.4	34.1
45°	41.8	36.0	37.9	34.1	36.6	33.4	35.4	34.7	32.1	31.5	32.1
47.5°	40.5	35.4	37.3	33.4	35.4	32.1	34.1	32.8	30.2	29.6	30.2
50°	39.9	34.1	36.0	32.1	34.1	31.5	32.8	31.5	28.9	28.3	28.3
52.5°	39.2	33.4	35.4	30.9	32.8	28.9	30.9	29.6	27.0	26.4	26.4
55°	39.2	32.8	34.1	29.6	31.5	27.6	28.9	27.6	26.4	25.1	25.1
57.5°	38.6	31.5	33.4	28.3	29.6	26.4	27.6	26.4	24.4	23.8	23.8
60°	38.6	30.9	32.8	27.6	28.9	25.1	26.4	25.1	23.1	22.5	22.5
62.5°	40.5	32.1	33.4	28.3	28.9	25.1	25.7	23.8	21.9	21.9	21.2
65°	44.4	36.0	36.0	29.6	29.6	25.1	25.7	23.1	20.6	20.6	20.6
67.5°	48.2	39.9	39.2	31.5	30.9	25.1	25.1	21.9	19.3	19.3	19.3
70°	50.8	41.8	40.5	32.1	30.9	24.4	23.8	20.6	18.0	18.0	18.0
71°	50.2	41.8	39.9	31.5	29.6	23.1	23.1	19.9	17.4	17.4	16.7
72.5°	47.6	39.2	37.3	29.6	28.3	21.9	21.9	18.6	16.1	16.1	15.4
75°	40.5	33.4	31.5	25.1	23.8	19.3	18.6	15.4	14.1	13.5	13.5
77.5°	31.5	26.4	24.4	19.9	19.3	15.4	14.8	12.9	11.6	11.6	10.9
80°	22.5	18.6	17.4	13.5	12.2	10.3	10.9	9.6	9.0	9.0	8.4
82.5°	13.5	9.6	9.6	7.7	8.4	6.4	7.1	7.1	6.4	5.1	5.1
85°	7.1	4.5	5.8	3.2	4.5	1.9	3.2	2.6	2.6	1.9	1.9
87.5°	1.3	0.0	0.6	0.0	0.6	0.0	0.0	0.0	0.0	0.0	0.0
90°	0.0	0.0	0.0	0.0	0.0	0.0	0.0	0.0	0.0	0.0	0.0

REPORT NUMBER: P228101

CATALOG NUMBER: ISS-AF-350-LED-E1-SL2-8030

CANDELA DISTRIBUTION (continued):

	175°	180°
0°	383.9	383.9
2.5°	365.2	365.8
5°	340.1	341.4
7.5°	304.1	306.1
10°	261.0	262.3
12.5°	205.7	205.7
15°	144.0	145.3
17.5°	100.9	101.6
20°	84.9	85.5
22.5°	75.9	76.5
25°	67.5	68.2
27.5°	58.5	59.2
30°	52.7	53.4
32.5°	47.6	48.2
35°	43.1	43.1
37.5°	39.9	39.9
40°	36.6	36.6
42.5°	34.7	34.7
45°	32.8	32.8
47.5°	30.9	30.9
50°	28.9	29.6
52.5°	27.0	27.0
55°	25.1	25.1
57.5°	23.1	23.8
60°	21.9	21.9
62.5°	20.6	20.6
65°	19.9	19.9
67.5°	18.6	18.6
70°	17.4	17.4
71°	16.7	16.7
72.5°	15.4	15.4
75°	13.5	12.9
77.5°	10.9	10.9
80°	8.4	7.7
82.5°	5.1	4.5
85°	1.9	1.3
87.5°	0.0	0.0
90°	0.0	0.0

(END OF REPORT)